



USER MANUAL



Electric Bike-12"
Glare Wheel EB-X5

Table of Content

- 1. EB-X5 Packing List
 - Installation of Rear Mudguard
- 2. Manual Overview
- 2.1 About the Manual
- 2.2 Relevant Instructions
- 3 Product Overview
- 3.1 Product S/N
- 3.2 EB-X5 Product Dimensions
- 3.3 EB-X5 Product Parameters
- 3.4 EB-X5 Product Structure
- Differences between High- and Low-level Configurations:
- 3.5 EB-X5 Folding Demonstration
- 4 Safe Operation Instructions
- 4.1 Charging
- Solution to Shaking of Battery Holder
- 4.2 Safe Charging Instructions
- 4.3 Riding of Glare Electric Bicycle
- 4.4 Precautions before Riding
- 4.5 Safe Riding Precautions

- 5. Maintenance
 - 5.1 Storage
 - 5.2 Cleaning
 - 5.3 Disposal
 - 5.4 Tire Inflation and Replacement
- 6 Legal Statement
 - 6.1 Statement of Use
 - 6.2 Personal Information Statement
 - 6.3 Intellectual Property Statement
- 7 Warranty
 - 7.1 Warranty Scope
 - 7.2 7-day Return without Any Reason
 - 7.3 Glare 's Three-guarantee Standards for Micro Electric Bicycle
 - 7.4 Warranty Disclaimer
 - 7.5 Maintenance Service Policy
 - 7.6 Limited Warranty Liability
 - 7.7 Warranty Card

1.EB-X5 Packing List

The Glare Wheel EB-X5 electric bicycle (hereinafter referred to as the EB-X5 electric bicycle) delivered includes the following parts. Please check them after unpacking. If any part is missing, consult the dealer or the after-sales department of Glare Wheel

Model	EB-X5	
S/N	Name	Quantity
1	Bicycle	1
2	Charger	1
3	User Manual	1



- The use of non-approved parts or improper installation of parts may lead to damage to the EB-X5 electric bicycle and even personal injuries. To ensure the quality and safety, all parts and accessories need to be approved by EB-X5 Technology LLC ,and installed properly on the EB-X5 electric bicycle.
- Do not ride a Glare Wheel electric bicycle that is not assembled properly.
- Do not disassemble or modify the EB-X5 electric bicycle without permission; other wise, irreparable damage to the EB-X5 electric bicycle and even personal injuries may be caused.

2. Manual Overview



2.1 About the Manual

For your safety, please carefully read this manual before riding the EB-X5 electric bicycle, and follow the instructions while riding the EB-X5 electric bicycle.

- Be familiar with all safety warnings and precautions listed in this manual, which is helpful to ride the EB-X5 electric bicycle.
- This manual applies to EB-X5 electric bicycles produced by Glare Technology USA Inc
- If you have any doubt or cannot obtain the desired information from this manual, please contact the authorized agent or after-sales department of Glare Wheel in a timely manner.

2.2 Relevant Instructions

The following instructions apply to the User Manual. Pay special attention of “Warning” and “Tips”

	Indicate the precautions, function prompt, etc.
	Warn that your action or behavior may cause personal injury.


3. Product Overview

EB-X5 electric bicycle is a small, efficient and economical personal transport tool. It fashionable and high-tech style, light structure and powerful lithium battery can provide you with a pleasant riding experience.


3.1 Product S/N

The product S/N, which is the unique identifier, is used for quality tracking and after-sales services of the product. Please keep the product S/N properly. You can obtain it on the packing box, warranty card and bicycle body (on the side face of the controller box).

3.2 EB-X5 Product Dimensions



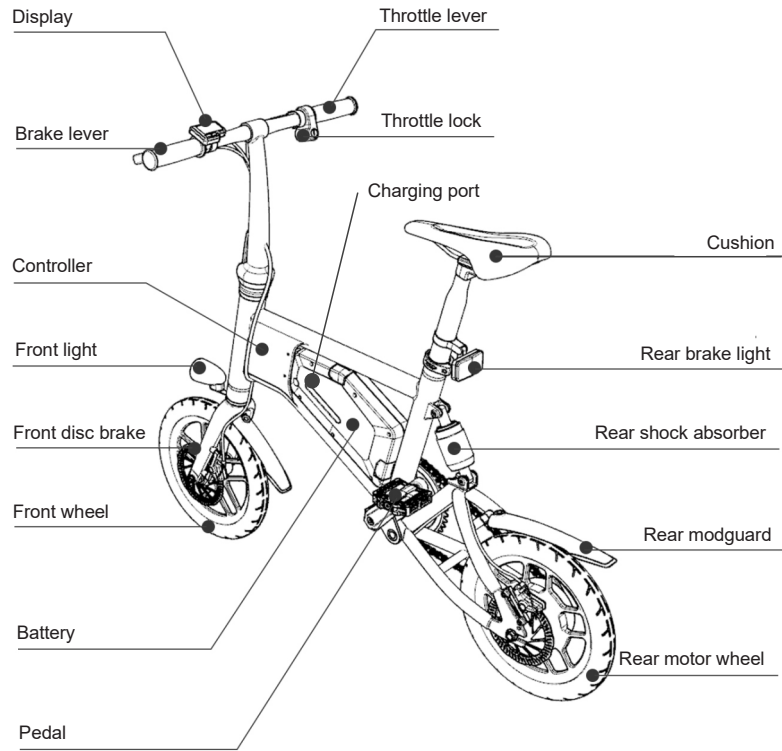
Unit : inch



3.3 EB-X5 Product Parameters

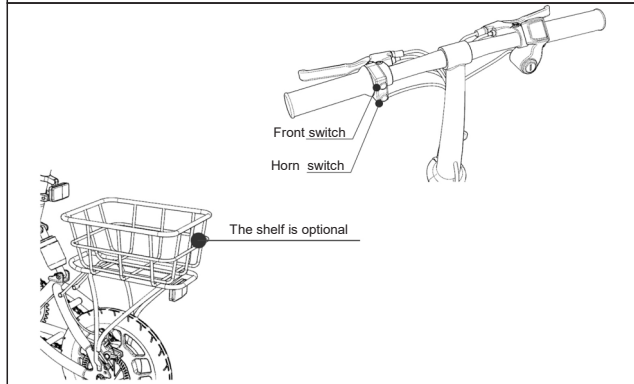
Parameter	Value	Remarks
Model	EB-X5	<p>1. The endurance mileage is associated with the rider's weight, weather, pavement, etc.</p> <p>2. Maximum speed: 15.53 mile/h for a 165.35 lb rider, as specified in the national standards. The maximum speed may vary from the weight.</p>
Body size	L44.09×H41.34×W20.87 inch	
Folding size	L44.09×H26.78×W11.81 inch	
Net weight	37.92 lb (low-level configuration)	
Tire type	Inflatable tire: 12-inch respectively	
Maximum load	220.46 lb	
Brake type	Front and rear disc brakes	
Drive mode	Electric/power-assisted	
Electric endurance	6AH: 15.53-18.64mi;	
Power-assisted endurance	6AH: 21.75-27.96mi;	
Maximum speed	15.53 mile/h	
Motor power	36V/250W	
Motor type	Brushless energy-saving motor	
Battery type	18650 lithium ion battery	
Battery capacity	6.0Ah	
Charging time	3-4H	
Accelerator type	Handle	
Folding method	Half-folding	

3.4 EB-X5 Product Structure



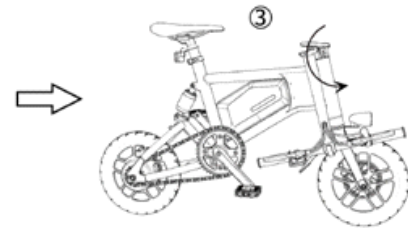
Differences between High- and Low-level Configurations:

Low-level configuration: no meter or gear shifting, but with power display



3.5 EB-X5 Folding Demonstration

- (I) Push up the lock;
 - (ii) Hold the inner groove by hand, and pull the lock outward;
 - (iii) Fold the handlebar and stem as a whole down to the right.
- professional conduct about product maintenance and service.



4. Safe Operation Instructions

4.1 Charging

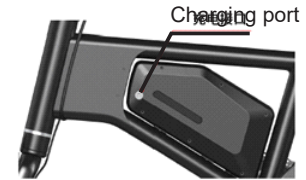
Step 1: Find the charging port on the side face of the battery, as shown below.

Step 2: Insert the charging terminal of the charger into the charging port (make sure that the charging port is dry).

Step 3: The battery is being charged when the charger indicator turns red and fully charged when the indicator turns green.

Stop charging when the battery is fully charged. Otherwise, the battery life may be affected.

Step 4: After charging, cover the charging port to avoid water.




Solution to Shaking of Battery Holder

The battery holder shown below may slightly shake after riding of about half a month. Please tighten corresponding screws according to the following instructions.

Step 1: Remove the screw cover with a tool such as a small screwdriver, as indicated by the arrow.

Step 2: Tighten two hex screws with the hex wrench.

Step 3: Install the screw cover and slowly press it in place.



(i) Screw cover (it is not fixed by screws but can be directly pushed and pulled.)

(ii) Hexagon socket screw

4.2 Safe Charging Instructions

- Charge the battery for at least 5h before riding for the first time.
- In order to maximize the battery life, please charge the battery once a month or once after 2-day riding at an appropriate temperature.
- Failure to charge on time may result in damage to the battery. As time goes by, the battery power will gradually run out and eventually over-discharge may occur.
- Please use the battery, charger and cable provided by the manufacturer, in order to avoid dangers arising from battery over-discharge.
- Make sure that the charger cable is properly connected and adequate ventilation is available.
- The charger or cable must be used in a dry environment and prevented from contact with water to avoid electric shock. Do not touch them with wet hands. In the event of any fault during charging, immediately remove the power plug.
- Hold the plug body instead of the cable while removing the plug.
- Prevent the charger or cable from contact with sharp or hot objects.
- Visually inspect the charger and its cable on a regular basis.
- If the charger or cable is obviously damaged, contact us for replacement to avoid further damage.
- Do not repair the battery, charger or cable by yourself. If there is any problem, please contact us.

4.3 Riding of Glare Electric Bicycle

The EB-X5 electric bicycle is a high-tech transport tool. Riding without learning about operating instructions may lead to unpredictable damage. Below are the detailed instructions for the first use of the EB-X5 electric bicycle, including precautions. Please carefully read them and ride the EB-X5 electric bicycle in accordance with relevant requirements. The EB-X5 electric bicycle is suitable for those aged 14 or above.

4.4 Precautions before Riding

The EB-X5 electric bicycle may be worn during riding and parking, which will affect its performance. Before riding it, conduct the inspection and observe the following precautions.

- Do not use the EB-X5 electric bicycle or lend it to anyone that does not know how to use it, before reading this manual to get familiar with the performance of the EB-X5 electric bicycle.
- Make sure that all parts of the EB-X5 electric bicycle are secured without damage.
- Make sure that the brakes function properly.
- The folding mechanical should be locked.
- There must be enough power.

- Tires must be in good conditions.
- The handlebar should be secured. In the case of loosening, tighten it inwards.
- Practice riding on a broad and flat ground (minimum 157.48-787.40 inch) indoors or outdoors.
- Be fully familiar with the riding environment and prevent disturbances caused by cars, pedestrians, pets, bicycles and other obstacles.
- Ask a skilled person for help. He (She) needs to be skilled in riding the EB-X5 electric bicycle and familiar with all precautions and riding instructions in this manual.
- Do not try riding in a smooth or slippery place.
- Wear the safety helmet and protective equipment to avoid potential injuries.
- Increase the braking distance during riding on rainy days.



- Moisture may lead to the slowdown of brake responses. After cleaning the body of Glare micro electric vehicle, keep it in a safe place to dry its brake.
- Do not use this product in bad weather (rain, snow or ice).
- Check the brake before using this product under any circumstance.

4.5 Safe Riding Precautions

The EB-X5 electric bicycle is a personal transport tool running at a certain speed, and its technology and production have been rigorously inspected. Failure to observe safety warnings in this manual may cause hazards in rising. Falling, loss of control, collision and the like occurring anywhere at any time, including nonconformity to the riding requirements in this manual, may lead to injury and even death. In order to reduce hazards and avoid injuries, please carefully read this manual and observe the following precautions.

- Wear the helmet and protective equipment during riding.
- The uphill and downhill gradient must not exceed 12°. Do not suddenly increase or decrease the speed on a slope.
- Pay attention to obstacles and slipping. Do not rise the bicycle on grasslands and pebble pavements.
- The fording depth must not exceed 0.98 inch
- Do not ride up and down steps.
- Do not ride on the motorway.
- Do not immerse the bicycle in water.
- The EB-X5 electric bicycle is a personal transport tool. It must not be used by several persons at the same time.
- The person riding the bicycle should be aged above 14 and below 68, and that aged above 45 needs to be assisted to learn how to ride the bicycle.

- Check whether the battery is fully charged and whether tires are inflated normally before use.
- Please slowly increase the speed before getting familiar with riding conditions.
- Due to special properties of the lithium battery, the micro electric bicycle needs to be charged at least once a month. The battery damage arising from lack of regular maintenance is excluded from the warranty.
- The EB-X5 electric bicycle is for daily use only. Do not use it in extreme sports or under similar dangerous riding conditions.

5. Maintenance

5.1 Storage

- Prevent the micro electric bicycle from direct exposure to the sunlight. This is because the temperature of the body and battery may reach 50 °C after some time (even in the trunk of your car), which may affect the battery performance and product life.
- Do not keep the EB-X5 electric bicycle in a humid environment.
- When the EB-X5 electric bicycle is not in use, the battery will automatically discharge slowly, so the battery power must be inspected at least once every three months, and the battery needs to be promptly charged to make sufficient power available, to avoid irreparable damage (such as deep charger) after long-term storage with the battery free of power.
- The battery power may be lost as a result of low temperature in winter.
- Improper storage may shorten the life of the lithium battery or cause other damage. Please keep the EB-X5 electric bicycle in a dry place with the appropriate temperature and humidity. If it is not in use for a long time, the battery must be fully charged at least once a month.
- Fully charge the battery before long-term storage of the EB-X5 electric bicycle.

5.2 Cleaning

- Before cleaning, turn off the body, remove the charging cable and close the charging port. Prevent water from flowing into the charging port during cleaning.
- Wipe the electric bicycle with soapy water or clean water and soft cloth. Do not flush the electric bicycle via a high-pressure water gun.
- Do not immerse the EB-X5 electric bicycle in water; otherwise, permanent damage may be caused.

5.3 Disposal

Batteries and electrical equipment must not be disposed of like general household waste. Riding of the EB-X5 electric bicycle is a significant contribution to environmental protection. In order to further avoid unnecessary pollution:

- Make sure that the electric bicycle and all related components (batteries) are dealt with by an authorized organization.
- Observe the latest applicable guidelines. If there is any problem, contact the dealer or Glare Wheel's after-sales

5.4 Tire Inflation and Replacement

When there is insufficient pressure inside a tire or the pressure inside one tire is different from that inside the other tire, please promptly inflate the tires to ensure the consistency of air pressure.

If a tire needs to be replaced as a result of puncture and the like, contact the authorized agent or after-sales department (or make the tire repaired in a bicycle repair shop).

6. Legal Statement

EB-X5 electric bicycle is a smart and portable transport tool, but cannot be used as a substitute of vehicles. Falling, collision and others that may result in injuries may occur during the use of the EB-X5 electric bicycle as a short-distance transport tool. In order to reduce potential hazards (it is impossible to eliminate all hazards) and ensure the personal and property safety of you and others, you are obliged to carefully read the User Manual of EB-X5 Electric Bicycle, to learn about how to use the EB-X5 electric bicycle, as well as warnings, precautions and legal statements.

6.1 Statement of Use

For safe use and good experience, it is particularly recommended to use the bicycle in strict accordance with the following requirements.

1. Carefully read and fully understand the User Manual of EB-X5 Electric Bicycle before using the electric bicycle.
2. Do not lend the EB-X5 electric bicycle to a person that does not carefully and fully understand the User Manual of EB-X5 Electric Bicycle.
3. As stipulated in the User Manual of EB-X5 Electric Bicycle, the person riding the electric bicycle must be aged from 14 to 68.
4. It is forbidden for pregnant women and those who are physically or psychologically unsuitable to ride the electric bicycle.
5. Do not ride the electric bicycle if you are sick or take drug or drink alcohol or in poor physical or mental conditions.
6. The EB-X5 electric bicycle must be used by a single person. It is also forbidden to carry a child or load while riding the electric bicycle.
7. Prior to riding, make sure that you are physically and mentally able to freely get on and off and control the EB-X5 electric bicycle without assistance.

8. Do not retrofit or repair the EB-X5 electric bicycle by yourself or make it repaired by a person that is not authorized by Glare Wheel. If there is any problem, please feel free to contact the after-sales department of Glare Wheel. This can provide the most guarantee for you.
9. Make sure that the EB-X5 electric bicycle in use involves no loosening, damage, failure and other abnormalities.
10. Before charging, keep the charging port dry and free of failure or foreign matter, and insert the charger cable into the corresponding port. Keep children, pets and flammable materials away from the charging port.
11. The battery of the EB-X5 electric bicycle must be kept at a temperature of -20°C to 45°C.
12. In the event of leakage and other abnormality (damage, odor, smoke or overheating) of the battery, immediately stop the bicycle and keep it away from other objects.
13. Do not open or disassemble the battery or conduct other abnormal operation.
14. For the fully charged EB-X5 electric bicycle (the display shows there is full power), the maximum standby time is 60 days, depending on the battery state and storage environment. When the EB-X5 electric bicycle is not fully charged (the display shows the remaining power of one division), the maximum standby time is seven days. Please pay attention to the standby time in order to avoid irreparable damage caused by failure to charge the battery in a timely manner.
15. Do not wear the shoes and clothes unsuitable for riding (e.g. high-heeled shoes and over loose clothes) while riding the EB-X5 electric bicycle. Please wear professional protective equipment.
16. It is highly recommended to wear protective glasses while riding the EB-X5 electric bicycle, in order to avoid eye injuries caused by dirt, dust or insects in the air and potential adverse impact on riding.
17. It is forbidden to ride the EB-X5 electric bicycle on rainy days and wet roads. As the tire grip is reduced on a wet road, the braking distance will increase, and slipping may occur easily, making the electric bicycle out of control or resulting in other accidents.
18. Wipe the body with soft cloth, instead of high-pressure water or hose. The EB-X5 electric bicycle must not be immersed in water, in order to avoid uncontrollable accidents, etc.
19. Do not ride the EB-X5 electric bicycle in the case of bad weather, low visibility, poor lighting and extreme fatigue.
20. Do not ride the electric bicycle on stairs, in elevators, through revolving doors or under other unsuitable conditions.
21. Take notice of the distance between the body and body/obstacle while riding the EB-X5 electric bicycle.
22. Do not take a risk to pass steep slopes, uneven sections or other terrains that is never encountered.
23. Do not turn at a high speed or suddenly brake on a smooth road. This may lead to loss of control such as slipping.
24. Please ride the electric bicycle on the designated bicycle lane. It is forbidden to ride in unsuitable places such as motorways. Strictly abide by the laws and regulations like traffic rules. While approaching or passing through an intersection, motorway, turning, door, etc. Meanwhile, have a sense of defense to avoid hazards that may be caused by passing vehicles and pedestrians.
25. While riding, be aware of nearby vehicles, pedestrians, pits, water channel baffles, tracks, expansion joints, pavement or road construction, debris and other obstacles that may affect the personal or property safety.

26. Do not call someone or have any action that may distract you while riding the EB-X5 electric bicycle, so that you are concentrated to always observe the external environment.
27. Ride the electric bicycle on the bicycle lane or in the roadside direction permitted or designated by the local government and the laws and regulations. It is forbidden to ride in the wrong direction, or rush with vehicles or pedestrians while riding the EB-X5 electric bicycle.
28. While riding the EB-X5 electric bicycle, do not attach you hand to another transport tool or perform stunts or other extreme sports.

6.2 Personal Information Statement

1. If you provide your personal information, you are deemed to have fully agreed that such information can be used by EB-X5 or disclosed to affiliates, including but not limited to internal employees, consultants, agents, suppliers and partners of EB-X5 and its affiliates.
2. You are deemed to have agreed that we can provide your personal information for related third parties under the following circumstances:
 - Obtain your special authorization;
 - Comply with relevant laws and regulations or mandatory requirements stipulated by government agencies (including the judiciary);
 - Execute the available terms of services (including the investigation of possible violations);
 - Deal with fraud, security or technological issues;
 - Protect the rights, property or safety of users or the public from damage to the extent required or permitted by laws and regulations;
 - As needed under special and/or emergency conditions.
3. The use, transmission and storage of your personal information involve electronic data and may occur inside and outside China.
4. For better use and experience, you are deemed to fully agree EB-X5 and its affiliates to irregularly push information regarding products, services and activities
5. To protect the security of your information, we will take reasonable and safe measures to avoid unauthorized disclosure and use. We will also supervise the related parties accepting and using your personal information as described in the legal statement to fulfill the same obligations. The storage period of your personal information will depend on your permission for Glare Wheel based on the purpose or the agreements, laws and regulations.

6. You are deemed to waive all claims, liabilities and losses arising out of or in connection with the disclosure and use of your personal information by Glare Wheel or its affiliates or the parties receiving or using your personal information in line with the legal statement, except those caused by direct deliberation or gross negligence of the party receiving and/or using your personal information.

6.3 Intellectual Property Statement

1. Unless otherwise stipulated by laws and regulations or in another agreement, Glare Wheel has all intellectual property rights of its products, accessories, APP and website (including but not limited to copyrights, trademark rights, patent rights, patent application rights, enforcement rights and permissions). The use or disposal is forbidden without the prior written consent of Glare Wheel.

2. The laws and regulations of the People's Republic of China apply to the legal statement.

3. Glare Wheel will not be liable for all claims, liabilities and losses caused by or in connection with violation of the legal statement by consumers and other third parties.

4. The legal statement is an inseparable legal part of Glare Wheel's products (transferred simultaneously with products). You may choose to accept all the terms of the legal statement for the use of Glare Wheel's products. Once you use the product of Glare Wheel, you will be deemed to accept all terms of the legal statement, and must assume all possible risks and liabilities. If you do not accept all the terms of the legal statement after purchasing our products, please return the products that are packaged in good conditions and have no impact on secondary sales.

5. Thanks for your choice and trust. If you have any question, please feel free to contact us!

7. Warranty

7.1 Warranty Scope

- We implement national provisions on “three guarantees” (for repair, replacement or compensation of faulty products).

We will provide repair, replacement and return services free of charge for the product meeting warranty requirements (limited to the products purchased in mainland China), except for premiums postage and transportation costs.

- The parts of Glare Wheel's EB-X5 micro electric bicycle comply with the Glare Wheel's Three-guarantee Standards for Micro Electric Bicycle.

- For repair excluded from the service period and scope of “three guarantees” within the warranty period, the after-sales service center of Glare Wheel or repair center designated by Glare Wheel will provide paid services.

- Warranty services rely on the warranty card, in which the serial number must be the same as that on the bicycle body.

The warranty period is started from the date recorded in the purchase invoice or the date of product activation, whichever comes earlier. If a certificate proving the starting date of warranty is not available, the warranty period will be started from the date of production. After replacement, the warranty period will be recalculated, and we will stamp a seal on the back of the delivery bill, indicating the date of replacement. In addition, we will a new warranty period.

7.2 7-day Return without Any Reason

- If non-human damage occurs within 7 days after you receive the EB-X5 electric bicycle, you may choose to return, replace or repair the product after the damage is confirmed.
- If a performance fault occurs within 15 days after the date of sales, you may choose to repair or replace the product concerned after the fault is confirmed.
- If a performance fault occurs after the date of sales but in the warranty period, we will provide repair services free of charge after the fault is confirmed.

Detailed terms:

The 7-day return without any reason is applicable only to the products certified and sold by Glare Wheel . The following conditions are excluded from 7-day return without any reason: loss of three-guarantee certificate and invoice, man-made damage, appearance damage, loss of accompanying parts, cumulative mileage of more than 20km, and others affecting the secondary sales. If the product you receive has a quality problem or differs from that in the purchase order, the costs incurred will be borne by Glare wheel .

Freight description:

For the product covered in the scope of return without any reason as promised by Glare Wheel, the user needs to bear the round-trip freight of the product returned without any reason and single-trip freight of the product rejected without any reason. In case that the product you receive has a quality problem or differs from that in the purchase order, the return costs incurred will be borne by Glare Wheel.

7.3 Glare Wheel's Three-guarantee Standards for Micro Electric Bicycle

Item	Part	Warranty Scope	Warranty Period
Electric bicycle body	Frame and handlebar	Natural cracking, desoldering, and breakage	12 months
	Folding stem, front fork, front wheel and disc brake	Natural deformation, breakage and other quality problems caused by poor manufacturing	12 months

Item	Part	Warranty Scope	Warranty Period
Electric bicycle body	Painted part and electroplated part	Large-scale paint peeling, bubbling and cracking	6 months
	Saddle and kickstand assembly	Cracking and natural breakage	6 months
	External plastic part, disc brake, inner brake line, foot lever and brake shoe	Wearing parts	Excluded from the warranty
Electric parts	Charger, front light, rear light, combined switch, speed control lever and brake lever	Irreparable fault arising from poor manufacturing	6 months
	Control and main cable	Irreparable fault arising from poor manufacturing	12 months
Motor	Motor	Phase loss, burnout and demagnetization	6 months
	Hall and bearing	Irreparable fault arising from poor manufacturing	12 months
Battery	Charging port and USB charging module	Wearing parts	Excluded from the warranty
	Lithium battery pack	The lithium battery needs to be charged at 1°C to 34°C, and used at -10°C to 45°C. The lithium battery capacity may decline under low-temperature conditions, as detailed below:-10°C: with the available capacity of 68%;0°C: with the available capacity of 85%;25°C: with the available capacity of 100%/The services of three guarantees apply to the voltage abnormality, charging failure and capacity of less than 60% (detected by a discharge instrument), without external impact (except for low battery power arising from failure to observe battery maintenance instructions in the User Manual or regularly charge the battery during storage).	6 months

7.4 Warranty Disclaimer

The product sold is excluded from the warranty under the following conditions, and the user needs to pay for maintenance and other related services:

- Damage caused by noncompliance with installation and operation instructions in this manual;
- Deletion or modification of the product S/N;
- Inconsistency between the product S/N barcode or model on the warranty card and that on the product;
- Disassembly or repair that is not conducted by the personnel authorized officially by us;
- Damage arising from unexpected factors or improper use, such as mechanical damage, breakage, impact and severe oxidation;
- Damage caused by overload over obstacles (including but not limited to falling off steps) and other extreme sports;
- Damage caused by disassembly, transportation, loading and unloading during the return from the customer;
- Damage caused by abnormal storage conditions or force majeure such as fire, liquid immersion, freezing and earthquake;
- Loss of wearing accessories such as packaging materials and technical materials;
- Failure or damage that is not caused by design, technical, manufacturing and quality problems of the product;
- Non-satisfaction of the user with the color, shape and appearance instead of quality;
- No invoice or warranty card.

7.5 Maintenance Service Policy

1. Within three working days after receiving the faulty product, we will report the fault cause analysis, fault liability, maintenance cost and expected maintenance time to the customer.
2. When the customer has no objection to the fault cause, fault liability, maintenance cost and maintenance time, we will start maintenance services.

7.6 Limited Warranty Liability

Glare Technology USA Inc . will fulfill obligations and responsibilities for the warranty of products or their parts and accessories, and only repair or replace defective parts free of charge within the warranty period. For the delay, property loss or other losses related to the maintenance, Glare Technology USA Inc .will not perform or authorize any person to perform obligations or responsibilities. The limited warranty only applies to maintenance and warranty of micro electric bicycles and their parts and accessories provided by Glare Technology USA Inc .The Company will not accept any guarantee that is not covered in the limited warranty terms or other guarantees implied. For the commitment made by a third party, Glare Technology USA Inc . will not assume any abilities. The regulation will take effect as of the date of issue.

Version: 1.0

7.7 Warranty Card

Dear user,

Thanks for purchasing the product of Glare Technology USA Inc. For better services after purchase, please carefully read, fill out and properly keep this warranty card.

Customer name		S/N	
Date of purchase			
Tel.			
Email			
Customer address			
Dealer name		Address/Tel.	
Dealer address			

Maintenance Record

Time	Fault Description	Solution	Maintenance Personnel (signature)	Remarks

Note:

Please send the warranty card, invoice, bicycle body, charger and lithium battery pack at the same time for repair. The warranty card (the manufacturer needs to stamp a seal and attach the S/N) and formal sales invoice in this manual are valid warranty certificates. Please keep this manual in a proper manner.

Date of production:

Quality inspector seal: